

Contact Information

Indus Motor Company Limited
Plot No. N.W.Z./1/P-1, Port Qasim Authority, Karachi, Pakistan.
Phone: +92-21-34721100 UAN: +92-21-111-86-96-82 (+92-21-111-TOYOTA)

Customer Assistance Centre
Toll Free: 0800-11123
Email: customer.relations@toyota-indus.com

ToyotaPakistanOfficial

@ToyotaPak

ToyotaPakistan

www.toyota-indus.com

MOVE SMART *with* ACE



Move your world



MOVE *with*
PURPOSE
Where Journeys Begin


Move your world

MOVE *with* VERSATILITY

TOURER

2.8 HI ROOF

2.8 STD. ROOF





Move *with* Comfort

From its thoughtfully designed cabin to intuitive driver features, ACE ensures convenience and comfort on every drive. The spacious interior is built for ease, whether you're commuting in the city or traveling long distances. With attention to detail at every level, ACE offers a relaxing and practical space for both drivers and passengers.



Air Conditioner



Multi Information Display



Speakers (2 for std and high)



Cupholders (2 for std and high)



Room Lamps Personal Lamps (Reading Lamps)



Door Courtesy Lamps



Step Lamps



Rear Window Defogger



Headrests



Glove Box



Steering wheel (4-Spoke Urethane)

Move *with* Confidence

ACE stands tall with a bold, functional exterior designed for durability and dynamic performance. Every line, every feature—from the grille to the rear wiper—serves a purpose. Built to withstand everyday demands, ACE reflects strength, professionalism, and reliability at every turn.



Rear Window Wiper



High Mount Stop Lamp



Headlamps



Front Fog & Driving Lamps



Back Monitor



Auto and Easy Closer Door



Window Wipers



Front Grille



MOVE *with* POWER


Whether carrying passengers or cargo, ACE's powerful engine ensures you're always equipped for the road ahead. Reliable, responsive, and efficient, the heart under the hood makes every trip smooth and steady.



16-VALVE DOHC

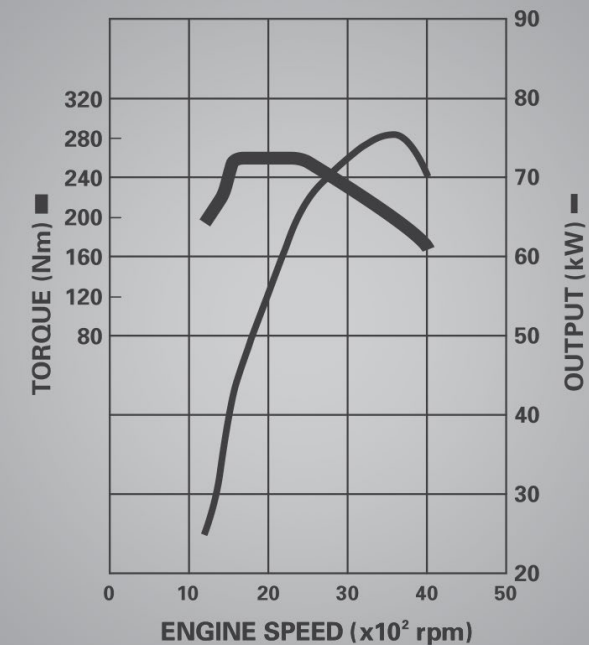
CHAIN DRIVE

2.8L DIESEL



1GD-FTV

2755 CC

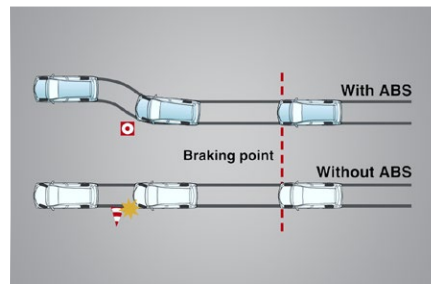


MOVE *with* SAFETY

When it comes to your journey, safety always comes first. The Ace is equipped with advanced protection features designed to give you complete peace of mind on the road. From a reliable Anti-Theft System with immobilizer and security siren to SRS Airbags and Anti-Lock Braking System (ABS), every drive is backed by confidence.




SRS Air Bags



Anti - Lock breaking System



Seat Belts



Parking Brakes



Spec Sheet of HIACE 2.8L

VEHICLE		HIACE		HIACE		ACE TOURER	
MODEL CODE		"GDH301R-GDFDY (Std. Roof) 2.8l MT"		"GDH322R-EDFDY (Hi-Roof) 2.8l MT"		GDH322R-EDTNY 2.8l AT	
DIMENSIONS							
Overall	Length (mm)	5915		5915		5915	
	Width (mm)	1950		1950		1950	
	Height (mm)	1990		2280		2280	
Wheelbase	mm	3210		3860		3860	
Tread	Front (mm)	1675		1675		1675	
	Rear (mm)	1670		1670		1670	
Overhang	Front (mm)	950		950		950	
	Rear (mm)	1105		1105		1105	
Min. Running Ground Clearance	mm	180		188		188	
Gross Vehicle Weight	Total (Kg)	3500		3820		3810	
Fuel Tank Capacity	L	70		70		70	
Seating Capacity	Persons	15		16		14	
ENGINE SPECIFICATION							
Engine	Fuel Type	Diesel		Diesel		Diesel	
Engine Model Code		1GD-FTV		1GD-FTV		1GD-FTV	
No. of Cyls Arrangement		4-cylinder, In-line		4-cylinder, In-line		4-cylinder, In-line	
Displacement	cc	2755		2755		2755	
Compression Ratio		15.6 : 1		15.6 : 1		15.6 : 1	
Fuel System		Common-rail Type		Common-rail Type		Common-rail Type	
Valve Mechanism		16-valve DOHC, Chain Drive		16-valve DOHC, Chain Drive		16-valve DOHC, Chain Drive	
Max. Output	kW/RPM	130@3400		115@3600		115 @ 3600	
Max. Torque	Nm/Rpm	420 @ 1400 to 2600		420 @ 1600 to 2200		420 @ 1600 to 2200	
Intercooler		With (Air-cooled)		With (Air-cooled)		With (Air-cooled)	
Economy Meter						With (Eco-Drive Indicator)	
Turning Radius	Body	5.9		6.9		6.9	
EXTERIOR							
Wheel Caps		Full Cap (A)		Full Cap (A)		Full Cap B	
Outside Rear View Mirrors	Retractable	Manual, Retractable		Manual, Retractable		Electric, Electric Retractable	
	Color	Material		Material		Material Color	
High Mount Stop Lamp		With (In room, 8 LED)		With (In room, 8 LED)		With (In room, 8 LED)	
Clearance Lamp		Bulb		Bulb		LED (Seperated)	
Headlamps		Halogen 2		Halogen 2		Halogen 2	
Front Fog & Driving Lamps						with (Bulbs)	
Side Turn Signal Lamps		With (W/Fender)		With (W/Fender)		With (W/Mirror)	
Window Wipers	Windshield	Standard Type		Standard Type		Standard Type	
	Rear	Without		Without		1blade (Intermittent + Mist)	
Bumpers	Front	PP Molding		PP Molding		PP Painting	
	Rear	PP Molding		PP Molding		PP Painting	
Front Grille		Painting (Parts Color)		Painting (Parts Color)		Plating	
Hood Moulding		With (Painting)		With (Painting)		With Plating	
Lower Back and Back Door Garnish		With (Material Color)		With (Material Color)		With (Plating)	
Door Handle		Black Moulding		Black Moulding		Color (Key Cylinder:D)	
Back Monitor						With (W/FIXED L.)(INR MRR)	
Auto and Easy Closer Door						Closer (Slide Door X1, Back X1), PSD X1	
Door Scuff Plate		FR Door (Resin)+Slide (Full Cover)		FR Door (Resin)+Slide (Full Cover)		FR Door (Resin) + Slide (Full Cover)	
Smart Door Lock						With Wireless	

- Indus Motor Company Ltd. reserves the right to alter any details of specifications and equipment without notice. Details of specifications and equipment are also subject to change, to suit local conditions and requirements.
- Vehicle's picture and specifications detailed in this document may vary from models and equipment available in your area. Vehicle's body colour might differ slightly from the printed photo in this document.

INTERIOR				
Steering	Wheel	4-SpokeUrethane	4-SpokeUrethane	4-Spoke Urethane
	Column	Manual-Tilt And Telesco	Manual-Tilt And Telesco	Manual-Tilt And Telesco
Multi Information Display		With (Segment)	With (Segment)	With (Segment)
Speakers		2	2	6
Cupholders		FR:2 + Center Seat Back:2	FR:2 + Center Seat Back:2	FR:2 + RR Console:2
Room Lamps		FR 2 (Bulb) + RR2(Bulb), Center SW	FR 2 (Bulb) + RR2(Bulb), Center SW	FR 2 + RR 3 (LED)
Personal Lamps (Reading Lamps)	Rear			With (Reading Lamp X)8
Door Courtesy Lamps		With (W/Fender)	With (W/Fender)	Reflector (FR + Slide Door)
Step Lamps		Reflector (FR + Slide Door)	Reflector (FR + Slide Door)	With/(Ambient LED) X 1 w/o sw
Seats	Material	With (Step Bulbs)	With (Step Bulbs)	Fabric (Fabric/Vinyl Leather)
	Reclining (Front)	Fabric (LO)	Fabric (LO)	D/P: Full Reclining
	Slide (Front)	D/P: Full Reclining	D/P: Full Reclining	D:240MM, P:180MM(ECE107)
	Back Pocket	D: 240MM, P:Fixed	D: 240MM, P:Fixed	With (RR), RR Cup Holder
	Vertical Adjustor (Front)	D: With, P:W/O	D: With, P:W/O	D: With, P:W/O
	Rear Seat	3 Row: 4(3+1), 4(2+2), 4(2+2, Fix)	4 Row: 4(3+1), 3, 3, 4(2+2, Fix)	4 Row: 2, 3(2+1) x2, 4(Space-Up)
	Rear Seat Adjuster			RR Seat W/SI
Air Conditioner	Front	With (Cooler)	With (Cooler)	With (Cooler)
	Rear	With (RR, Cooler, JET)	With (RR, Cooler, JET)	With (RR Cooler, Independent Registers)
Heater	Front	With	With	With
Spare Tire		Ground Tire (Steel-wheel)	Ground Tire (Steel-wheel)	Ground Tire (Steel-wheel)
Shift Lever and Knob		MT Urethane	MT Urethane	AT Urethane + Ornament
Power Door Locks		With (W/O/Speed Auto Lock)	With (W/O/Speed Auto Lock)	With (W/O Speed Auto Lock)
Power Window		With (D/P Auto Up/Down)	With (D/P Auto Up/Down)	Molding Full Trim (Resin 2-Tone Color)
Door Trim		Molding Full Trim (Resin)	Molding Full Trim (Resin)	Molding Full Trim (Resin 2-Tone Color)
Centre Door Trim		Board	Board	Molding Full Trim (Resin 2Tone)
Quarter Trim		Board	Board	Molding Full Trim (Resin 2Tone)
Light Control System		With (Light Control System)	With (Light Control System)	With (Light Control System)
Headrests	Front	2 (Separated), Center:W/O	2 (Separated), Center:W/O	2 (Separated)
	Rear			With (Separated)
Rear Window Defogger		With (W/Timer)	With (W/Timer)	With (W/Timer)
Console Box	Rear	With (Center Seat Back)	With (Center Seat Back)	With (Large, Fabric, W/Lamp)
	Overhead			Overhead Tray, W/Mic Bezel
Sun Visors		PVC (D/P Side)	PVC (D/P Side)	PVC (D/P Side)
Accessory Connectors		12V X 1, (For D Seat)	12V X 1, (For D Seat)	12V X 2, USB2 X 3(L2 Com For RR)
Illuminated Entry System		With (IG Key + Room Lamp)	With (IG Key + Room Lamp)	With (IG Key + Room Lamp)
Assist Grip		A-Pillar 2(Fix), FR2 (Retractable)	A-Pillar 2, FR2(Fix), C-Pillar P-side Only (Fix)	A-Pillar 2, FR 2 (Retractable), B-Pillar P-Side Only (Fix)
Rear Armrests				With (For GL, W/O End Low)
Glove Box		Box Type(W/Lock)	Box Type(W/Lock)	Box Type(W/Lock)
Inside Rear View Monitor		Day/Night (Mechanical Type)	Day/Night (Mechanical Type)	D&N EC (W/BACK MONITOR)
SAFETY				
Anti-Theft System		With (Immobilizer+Security Siren)	With (Immobilizer+Security Siren)	With (Immobilizer+Security Horn)
SRS Air Bag	Front	With (D1 + PC2)	With (D1 + PC2)	With (D1 + P2)
Anti-Lock Braking System (ABS)		With	With	With
Seat Belt	Front	3P-ELRX2, 2p-NRX1, D/P:Pretensioner, Force Limiter	3P-ELRX2, 2p-NRX1, D/P:Pretensioner, Force Limiter	3P-ELRX3, D/P: Pretensioner, Force Limiter
	Rear	ALL: 2P	ALL: 2P	All Seat: 3P
Parking Brake		Hand Lever PKB	Hand Lever PKB	Hand Lever PKB (Leather, Knob Plated)
Light Remind Warning		With	With	With
Key Remind Warning		With (Buzzer)	With (Buzzer)	With (Buzzer + Unlock Mechanical)

O = Available X = Not Available