


C A M R Y


Indus Motor Company Limited  
Plot No. N.W.Z./1/P-1, Port Qasim Authority, Karachi, Pakistan.


(92) 21 34 721 100  
(92) 21 111 86 96 82 (+92 21 111 TOYOTA)


CUSTOMER ASSISTANCE CENTRE

0800-11123  
customer.relations@toyota-indus.com


 ToyotaPakistanOfficial

 @ToyotaPak

 ToyotaPakistan

 www.toyota-indus.com

**SEDAN**  
*To The Core*



*Move your world*



STRIKING  
*luxury*

EVERY DRIVE BECOMES  
AN ELEVATED  
*Experience.*  
crafted to complement your style.



ILLUMINATING  
*The Way*



*Illuminate every journey with lighting that enhances confidence and clarity on the road.*

*Every angle is engineered with intention, from the striking headlamps to the finely tuned wheel design.*

*Together, they form a presence that doesn't just move it makes an entrance.*



# AERODYNAMIC *Wheels*

*Engineered to glide through air with reduced resistance, every wheel is shaped for flow and precision.*

*The aerodynamic form enhances control and efficiency, supporting Camry's hybrid powered performance.*


*Feel a drive that stays stable, quiet, and confident no matter the road ahead.*



EXTENDING YOUR  
*Comfort Zone*

*Comfort in the Camry goes beyond expectations, it is engineered into every seat, every surface. Enhanced cushion shaping and strengthened seat backs offer support that adapts to long drives and daily movement. Sit down, settle in, and feel how comfort extends itself to meet you.*





# ABSOLUTE *Control*


*Cruise Control and driver-assist systems work continuously to help maintain distance, speed, and lane positioning so every journey feels composed.*



# EXTERIOR *Colors*



# INTERIOR *Colors*



# SPECIFICATION Sheet



AXVH80R-AEXGBW		
<b>Dimensions</b>		
Exterior Dimension: Length x Width x Height	(mm)	4920x1840x1455
Wheelbase	(mm)	2825
Tread	Front (mm)	1590
	Rear (mm)	1600
Overhang	Front (mm)	1005
	Rear (mm)	1090
Min. Running ground Clearance	(mm)	145
Interior Dimension: Length x Width	(mm)	1970x1535
Seating Capacity	Persons	5
Gross Vehicle Weight	(kg)	2100
Curb Weight	Min. Options (kg)	1585
	Max. Options (kg)	1645
Fuel Tank Capacity	(L)	50
<b>Engine</b>		
Engine Model Code		A25A-FXS
No. of Cylinders		4-Cylinder
Cylinder Arrangement		In-line
Bore	(mm)	87.5
Stroke	(mm)	103.4
Displacement	(cm <sup>3</sup> )	2487
Compression Ratio		14:01
Fuel System		SFI
Fuel Type		Gasoline
Max. Torque	(Nm@RPM)	221@3600
Max. Output	(kW@RPM)	137@6000
Emission Certification		Euro 6
<b>Motor Generator</b>		
Type		Lithium-Ion
HEV Battery Capacity	Voltage	251.6
EV Mode		o
Max. Output	kW	100
<b>Performance</b>		
Max Speed		180
Min. Turning Radius	Body (m)	6.1
Transmission	Type	PB11
Gear		Rack and Pinion
		Ventilated Disc
Brake Type	Front	Solid Disc
	Rear	o
Regenerative Brake		EPB
Parking Brake		EPB
Suspension Type	Front	MacPherson Strut
	Rear	Double Wishbone
Steering Wheel	Design	Leather (w/o Heater)
	Type	Electric Power Steering, Standard
	Column	Power Tilt and Telescope (w/o Lock)
	Switches	Audio + Telephone + Voice Recognition
Cruise Control		o
Stabilizer		o (FR and RR)
Spare Tire		Ground Tire
<b>Exterior</b>		
Tires & Alloy	Tire Size	17 inch Alloy
	Tire Brand	Yokohoma
	Wheel Type	215/55 R17
Rear Window Defogger		Heavy
Panoramic Roof		x
Door Handle		Color
Trunk and Deck Carpet and Mat		Needle Punch
Fuel Lid Opener		o (Electric Pop-Up w/SW)
Windshield Wiper		Full Concealed
	Type	LED High
Headlamps	Cleaner	o (Sync to 1st Washer)
	Aiming	o
	Day Time Running Light System	o (Comb w F/R Turn)
	Light Control System	o (Manual Leveling)

AXVH80R-AEXGBW		
Fog and Driving Lamps	Front	o (LED)
	Rear	o (LED)
Outside Rear View Mirrors	Auto-Retract	o
	Turn Signal Indicator	o
High Mount Stop Lamp		o (LED)
Side Turn Signal Lamps		o (Outer Mirror)
License Plate Lamp		o (LED)
Peripheral Monitor Camera		Back Monitor
Luggage and Back Door		Smart and Electric
Front and Rear Side Glasses		UV Cut Green
Radiator Grille		Normal
Rear Spoiler		x
Mud Guards		Normal (Color)
Door Windows Frame Moldings		SUS Silver
Lower Back and Back Door Garnish		o (Color)
Rear Combination Lamps		High Grade
Emergency Stop Signal		Hazard w/o RR Sequential
Door Scuff Plates		SUS w/Logo (Camry)
<b>Interior</b>		
Push Start		o
Integrated Driving Modes		3 Mode (Eco, Sport, Normal)
Hybrid EV Mode		o
Lamp	Glove Box	o (LED)
	Door Courtesy	FR only (LED)
	Front Personal	o (LED) + Down Light
	Rear Personal	o (LED) + Spotlight
Inside Rear View Mirror		o (Day and Night)
Sun Visor	Driver and Passenger	o (Mirror + Light)
Glasses Case		o
Air Conditioner	Front	Auto AC Dual Zone
	Rear	x
Seats	Front	Driver: 8-Way, Passenger: 4-Way
	Rear	60:40 Split
Seat Material		Leather
Seat Lumbar Support		Driver only
Seat Heater		Driver and Passenger (Hi-Mid-Lo)
Rear Seat Armrest with Cup Holder		o
Seat Back Pocket		o (Driver and Passenger)
Accessory Connector	Front	1 12V Port + 2 USB Charging Ports
	Rear	2 USB Charging Ports
Multi Information Display		Full TFT
Wireless Charger		o
Audio System		8-inch Display with USB
Speakers		6
Audio Jack		USB
Microphone and Mic Amplifier		o
<b>SAFETY</b>		
Anti Theft System		Immobilizer with Alarm
Impact Sensing Fuel Cut		o
Anti-Lock Brake System		o
Vehicle Stability Control		o
Electronic Brake Distribution		o
Door Lock		Power Door Lock
Seat Belts	Front	Driver and Passenger: ELR with Pretensioner and Force Limiter
	Rear	2 (ELR with Pretensioner and Force Limiter), 1 (ELR)
Seat Belt Warning		FR+RR
Child Restraint System		2 ISOFIX + 2 Top Tether
SRS Airbags		6 (FR(S+CS+FC), RR(CS))
Light Reminder Warning		o
Key Remind Warning		o
Clearance Lamp		o (LED)

